

# Datasheet for Motor Mounted Line INNOMOTICS



## INNOMOTICS MD - 132 M - IM B3 - 6p - motor including a mounted frequency converter

Client order no.	Item-No.	Offer no.
Order no.	Consignment no.	Project

Remarks

Motor data								Safe Area		
U [V]	$\Delta / Y [-]$	F [Hz]	P [kW]	P [hp]	I [A]	n [1/min]	M [Nm]	$\eta$ [%] 4/4	$\cos\phi$ [-] 4/4	IE-CL [-]
380	Y	75	15	-/-	25	1500	95	95.1	0.95	IE5

IM B3 / IM 1001      FS 132 M      IEC, DIN, ISO, VDE, EN       $n_{max}$  2250 1/min      IEC/EN TS 60034-30-2

These values are calculated. The final rating plate data will be calculated when the order is placed  
The efficiency values and efficiency class according to Eup directive are valid for standard power ratings under standard conditions.

Sound level (SPL / SWL) 1500 1/min	dB(A)	dB(A)	Vibration severity grade	A
Moment of inertia	0.05005 kg m <sup>2</sup>		Thermal class	F
Bearing DE I NDE	6208 2ZC3	6208 2ZC3	Duty type	S9
<b>Bearing lifetime</b>			Direction of rotation	bidirectional
$L_{10min}$ $F_{Rad min}$ according catalogue 1500 1/min	40000 h		Frame material	aluminum
Regreasing device	Without		Coating (paint finish)	Standard paint finish C2
Type of bearing	Floating bearings		Color, paint shade	RAL7030
Condensate drainage holes	Without		Motor protection	(B) 3 PTC thermistors - for tripping (standard) (2 terminals)
External earthing terminal	Without		Method of cooling	IC411 - self-ventilated surface-cooled

Converter data			
Input voltage	400-480V +/- 10%	Number of digital inputs / outputs	2DI/1DO
Input frequency	50/60Hz +/- 6%	EMC (DIN-EN-61800-3)	C2
Input current	26.99 A	Fieldbus	Modbus RTU
Overload capability	150%	Network configuration	TN / TT
Efficiency acc. IEC61800-9-2	IE2	Frame material	Aluminium
Switching frequency	4.0 kHz	Color, paint shade	RAL9005
Number of analog inputs / outputs	1AI/AO		

System data			
Environmental conditions	-20°C - 40°C / 1000 m	Total weight	79.0 kg
Protection class IP	IP55	System efficiency class	IES5

**Implicit options**

D24 CE mark on the nameplate (Declarations acc. to the EU Directives)

1)  $L_{10min}$  according to DIN ISO 28110/2010  
2) at rated power / at full load  
3) Both values are used for motor control to optimize efficient operation.  
4) The curves were created using calculated data.  
Note: Values are given for rated point currents.

Transmittal, reproduction, dissemination and/or editing of this document as well as utilization of its contents and communication thereof to others without express authorization are prohibited. Offenders will be held liable for payment of damages. All rights created by patent grant or registration of a utility model or design patent are reserved.

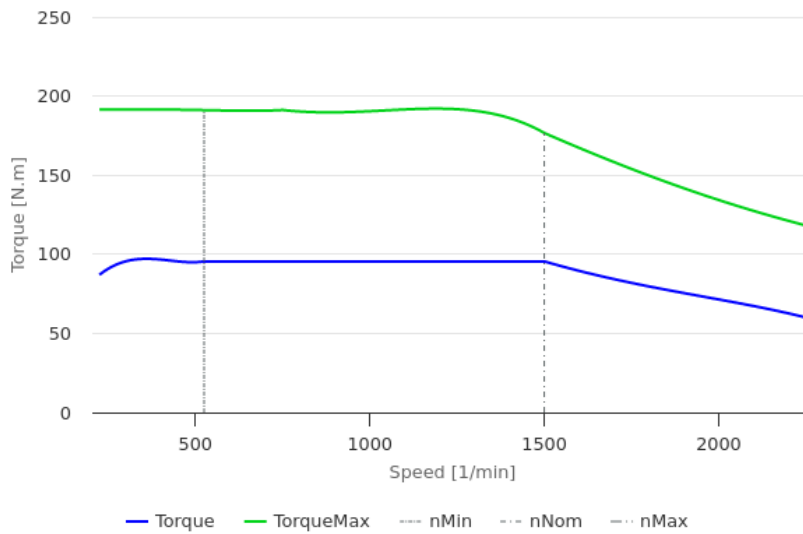
Responsible department IN LV	Technical reference	Created by IPC	Approved by	<b>Technical data are subject to change! There may be discrepancies between calculated and rating plate values.</b>	<a href="#">Link documents</a>
<b>INNOMOTICS</b>	Document type Technical data sheet	Document status Released			
	Document title <b>1UZ1005-1CK42-1AB0</b>	Document number TDS-260121-091522			
Restricted © Innomotics 2026	Revision AA	Creation date 2026-01-21	Language en		Page 1/2



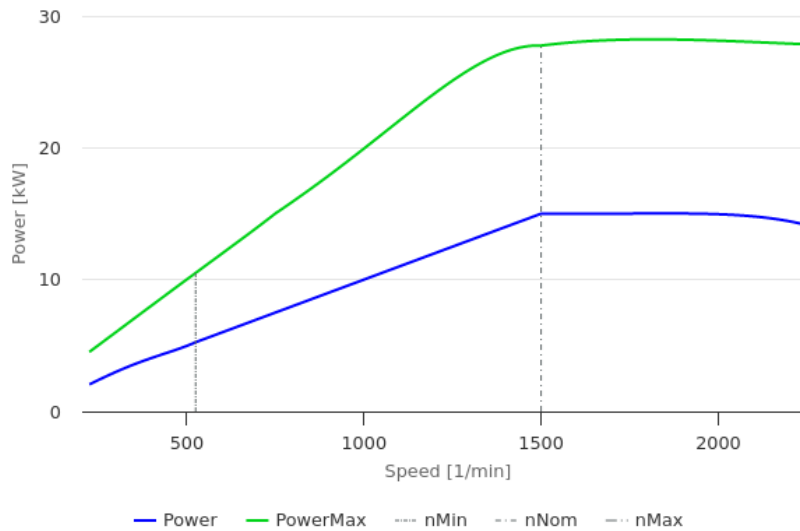
INNOMOTICS MD - 132 M - IM B3 - 6p - motor including a mounted frequency converter

General data

Torque-Speed-Curves<sup>4)</sup>



Power-Speed-Curves<sup>4)</sup>



1) L<sub>0min</sub>, according to DIN ISO 28110/2010


2) at rated power / at full load

3) Both values are used for motor control to optimize efficient operation.

4) The curves were created using calculated data.

Note: Values are given for rated point currents.

Transmittal, reproduction, dissemination and/or editing of this document as well as utilization of its contents and communication thereof to others without express authorization are prohibited. Offenders will be held liable for payment of damages. All rights created by patent grant or registration of a utility model or design patent are reserved.

Responsible department IN LV	Technical reference	Created by IPC	Approved by	Technical data are subject to change! There may be discrepancies between calculated and rating plate values.	<a href="#">Link documents</a>
<b>INNOMOTICS</b>	Document type Technical data sheet	Document status Released			
	Document title <b>1UZ1005-1CK42-1AB0</b>	Document number TDS-260121-091522			
Restricted © Innomotics 2026		Revision AA	Creation date 2026-01-21	Language en	Page 2/2